



CULTURAL HERITAGE

# Slipstream for Windows

A simplified capture solution





# Slipstream software highlights

## What is Slipstream?

With Capture One CH 11.2, Phase One delivers the first Windows incarnation of its renowned Cultural Heritage software, with the highlight being Slipstream. Slipstream is a new mode, designed to simplify and streamline the workflow when digitizing large volumes of flat copy objects.

## Who is it for?

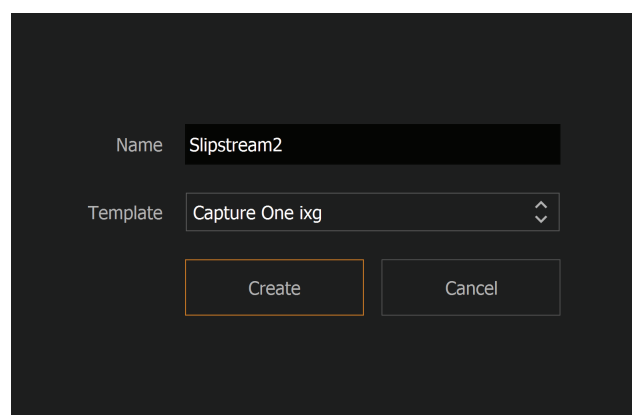
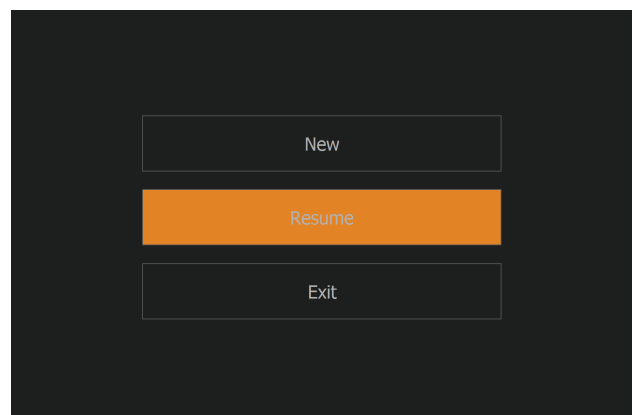
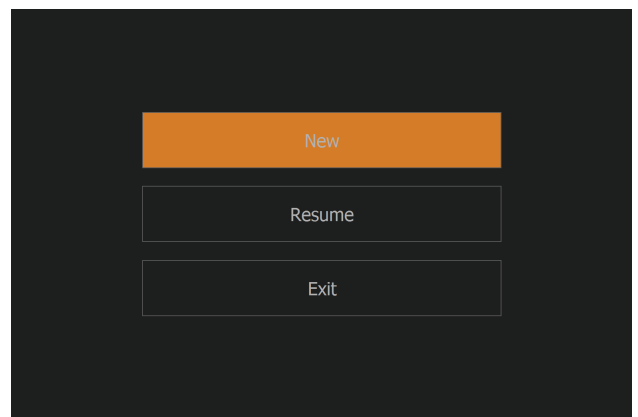
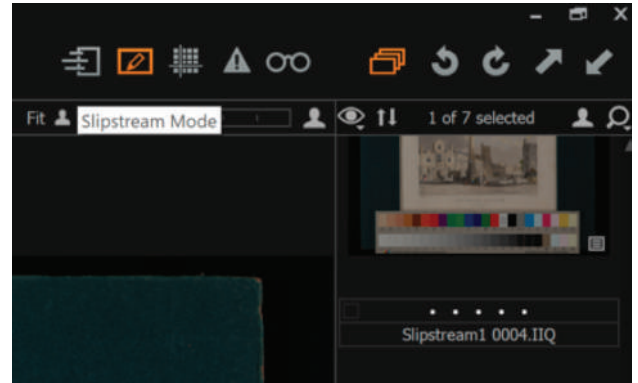
Digitization studios and service bureaus, who often work on large-scale projects digitizing high volumes of loose leaf material and books, where personnel may have 2 levels of skills:

- An **Administrator**, who is experienced in Capture One and can set the system up in terms of capture parameters such as focus, distance and exposure, as well as base characteristics and process instructions (ICC profiles, curves and processing recipes) and who can create templates for the less skilled operator.
- An **Operator** can then switch to Slipstream mode, see a Live View image of the object, and see thumbnails of the images as they come into the Capture folder.
- The operator can start a new session job-folder or resume working with one which was created previously.

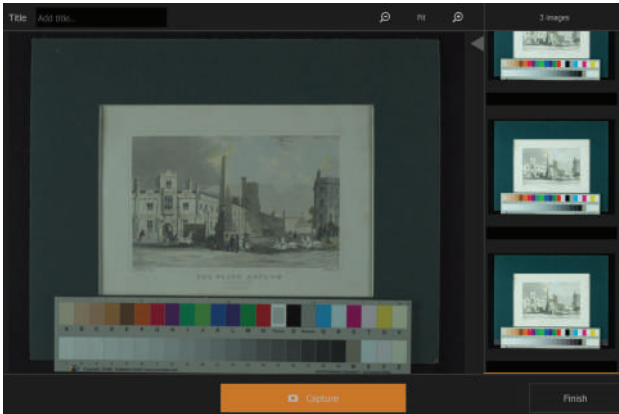
## What are the key components?

- Capture One CH 11.2 for Windows: This is a feature release that adds Slipstream mode.
- A supported camera: the Phase One iXG and XF 50MP and 100MP. Both will automatically switch from Live View to Capture and back when triggered.
- A touch screen device: Slipstream is designed to be used with a touch screen, so all main functions are operated with the touch of a finger: Capture, Live View, Retake, Insert, Delete and Finish. The workspace can also be changed between Browser & Capture modes by swiping and dragging the divider line across the screen. Standard gestures such as double tapping and pinching are also supported.

When working in a mixed environment where both Windows and MacOS are utilised on a network, the RAW files from Slipstream captured in Windows can be edited and processed on a Mac using the full range of CH dedicated tools, such as Auto Crop and film negative inversion.

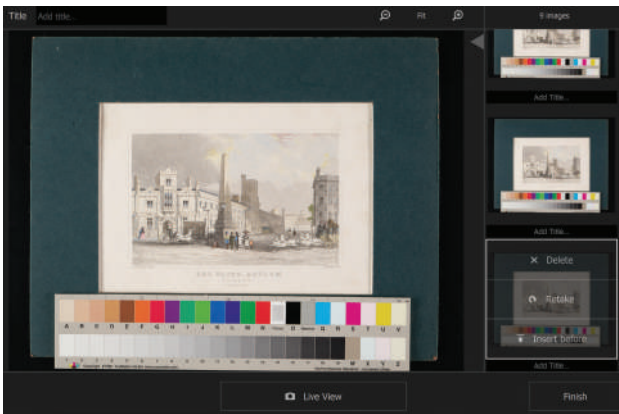


# Slipstream viewing modes



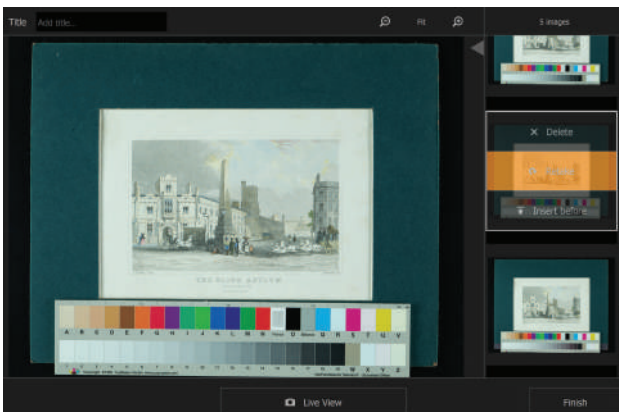
## Capture mode

Live View image on the left, thumbnails of captured images on the right.



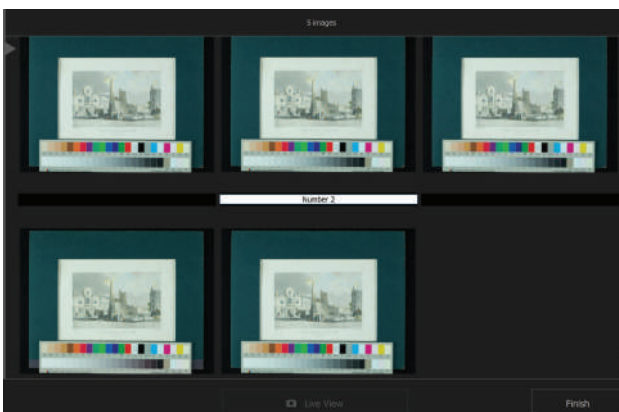
## Delete/ Retake mode

Captured image on the left, thumbnails on the right with Delete/ Retake/ Insert Before options on the right.



## Retake and Insert Before modes

Should an image be out of alignment or have the wrong exposure, the operator can replace it by choosing the Retake option. If a page out of a folder was accidentally missed, it can be captured and inserted before the one just taken.



## Browser mode

Browser takes over the whole view and shows options for each image to Delete, Retake and Insert Before. The operator can add a title name to an existing image or to the next capture. The name will be placed in the image file's metadata.

When pressing the Finish button, the user will be taken back into Capture One CH where further post processing, editing and exporting can be performed.



# Slipstream software

## Technical specifications

### System requirements



**Capture One**  
made by PHASEONE

We recommend that your computer has at least the minimum specifications outlined below to run Capture One. Microsoft® Windows® minimum requirements:

|                            |  |
|----------------------------|--|
| <b>CPU</b>                 | CPU with 2 cores or better   |
| <b>Memory</b>              | 8 GB of RAM  |
| <b>Storage</b>             | 10 GB of free hard disk space  |
| <b>Display</b>             | Color calibrated monitor with 1280x800, 24-bit resolution at 96dpi screen ruling   |
| <b>Operating system</b>    | Windows 7 SP1® 64-Bit, Windows 8.1® 64-bit, Windows 10® 64-bit*  |
| <b>Additional software</b> | Microsoft® .NET Framework version 4.7 (will be installed if not present), A PDF reader is needed to read the Release Notes |
| <b>Connectivity</b>        | An Internet connection is needed when activating Capture One   |

\*Support for Capture One 11 on Windows 10 is supported for builds supporting .NET 4.7 - This is currently from Windows 10 Anniversary Update (build 1607) through to Fall Creators Edition (build 1709)

### Recommended system specifications

If doing calculation-heavy adjustments, we recommend the following:

|                 |   |
|-----------------|---|
| <b>CPU</b>      | CPU with 4 cores or better  |
| <b>Memory</b>   | 16 GB of RAM or more  |
| <b>Storage</b>  | Leave plenty of hard disk space free (100 GB recommended) , A Solid State Disk (SSD)            |
| <b>Graphics</b> | A fast Graphics card from NVIDIA or AMD with minimum 2 GB RAM (4 GB for 4K or multiple screens) |

© Phase One 2018. All rights reserved. June 2018. content is subject to change without notice. P/N: 85057000

# B3K

Digitization Solutions  
• Equipment • Software • Sales • Training • Installation • Support •

Exclusively imported by B3K Digital • [www.b3kdigital.com](http://www.b3kdigital.com) • [info@b3kdigital.com](mailto:info@b3kdigital.com) • 416-628-8044

For more Information, please visit  
[www.phaseone.com/cultural-heritage](http://www.phaseone.com/cultural-heritage)

**PHASEONE**  
what the world's best photography is made of