

A woman with blonde hair is sitting on a light-colored sofa, smiling and holding a white mug. She is wearing a white t-shirt and grey trousers. A black pneumatic compression sleeve is wrapped around her right arm. To her right, on a wooden side table, is a black control unit with pink accents and a digital display. A black tube connects the sleeve to the control unit. The background shows a large window with a view of a green landscape.

medi

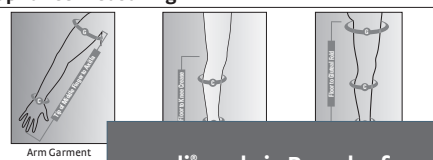
medi[®] pcs

Easy, Safe, & Effective pneumatic
compression therapy for lymphedema
and chronic venous disease

medi. I feel better.

medi[®] pcs (pneumatic compression systems)

appliance measuring



Arm Garment

medi[®] pcs brio Rx order form
pneumatic compression system

Please Include with Order:

- ☐ FAX COVER SHEET - with contact person name / phone / fax number / email
- ☐ PATIENT DEMOGRAPHICS - including insurance information
- ☐ INITIAL EVALUATION and RE-EVALUATION or PROGRESS NOTE

Patient Name: _____ DOB: _____

Length of Necessity: _____ # of months (0-99, or lifetime)

Treatment Time: ☐ Default (1 hour) ☐ Other (10 min-120 min)

Distal Pressure: ☐ Default (50 mmHg) ☐ Other (20-80 mmHg)

Step Value: ☐ Default (3 mmHg) ☐ Other (1-60 mmHg)

Diagnosis: ICD-10 - check all that apply

- ☐ Q82.0 PRIMARY LYMPHEDEMA - Praxos (infancy to age 35)
- ☐ Q82.1 SECONDARY LYMPHEDEMA - Praxos (infancy to age 35)
- ☐ I80.0 CAUSES OF SECONDARY LYMPHEDEMA
- ☐ I80.1 VENOUS INSUFFICIENCY causing "Secondary lymphedema"
- ☐ I80.2 TUMOROUS OBSTRUCTING LYMPHATIC FLOW
- ☐ I80.3 SCARRING of the lymph channels due to Cellulitis and/or lymphangitis
- ☐ I80.4 CANCER SURGERY and/or radiation
- ☐ OTHER
- ☐ I87.2 POST MASTECTOMY SYNDROME
- ☐ I87.3 CHRONIC VENOUS INSUFFICIENCY
- ☐ I87.4 Varicose vein with ulcer
- ☐ Venous hypertension with an ulcer

Other ICD-10: _____

Physician Name: _____

Phone: _____ Fax: _____

City: _____ State: _____ Zip: _____

Physician Signature: _____ (No stamp)

NPI: _____ Date Signed: _____

6481 Franz Weg

PS-61011A

easy

For clinicians

- Tell us what you need and who it is for
- Connect with one of our certified providers
- Provide necessary documentation and therapy requirements

For patients

- Unit arrives pre-programmed ready for therapy
- Easy to apply garments
- Plug & Play
- Simple to clean

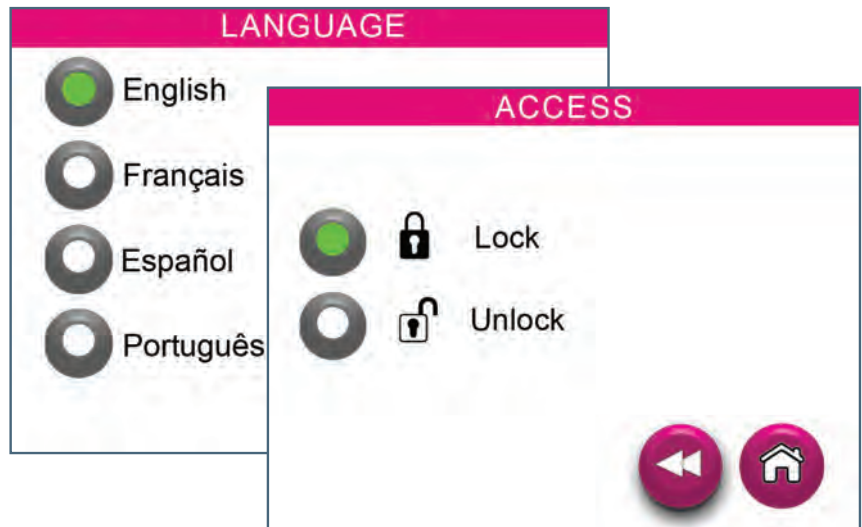
safe

- Safety lock prevents mis-programming
- Available in FOUR languages
- Overlapping chambers provide graduated compression and reduce the potential for window edema

overlapping chambers:



non-overlapping chambers:






effective

Customize treatment for each patient

- Preset compression therapy programs*
- Tailor treatment and treatment times to patient needs
- Fill-to-Fit technology for consistently applied compression
- Focused therapy for problem areas*

*medi pcs genius only





genius

Customized treatment for every patient

The medi pcs genius is a premium pneumatic compression system used primarily in the treatment of lymphedema in the legs and arms. The genius has extensive programmability that allows clinicians to customize treatment from basic to the most complicated cases. The simplicity of the design and self-learning technology makes the genius patient and clinician-friendly.

genius specifications

Pressure Range:	20-100 mmHg
Gradient:	Fill-to-Fit accuracy
Avg. cycle time:	Sequential: 45 seconds Peristaltic: 95 seconds
Treatment Time:	10-180 minutes
Treatment Modes:	Sequential; Single, Dual, & Power Wave Peristaltic
Supplemental Modes:	Decongest, Focus 1 & 2
Preset Programs:	Yes, including partial limb treatments.
Safety Features:	Program lock
Sleeve Outputs:	Unilateral or bilateral
Sleeve Chambers:	6, 8, 10 per garment
Dimensions:	13" x 8.75" x 4.5"
Weight:	6.6 lbs

Indications:

- Lymphedema
- Venous stasis ulcers
- Venous insufficiency
- Peripheral edema

Features & benefits:



Simple Preset Treatment program selection available.



6 to 20 chamber outputs for customized therapy.



Plug & play, for ease of patient use.



Choice of primary treatment modes.



Customize compression setting for each individual chamber.



Focus therapy settings for targeted treatment.



Optional decongest mode to clear proximal pathways prior to initiating full treatment.



Unilateral & bilateral treatment combinations.

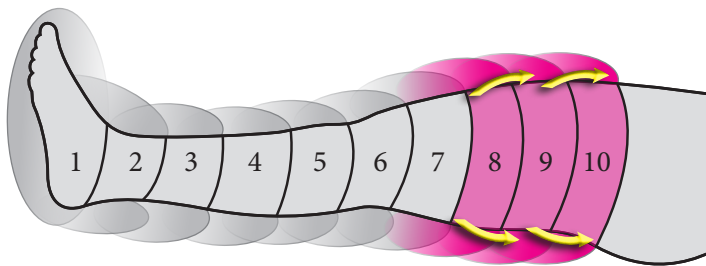


Upper & lower extremity garments available in multiple sizes and lengths.

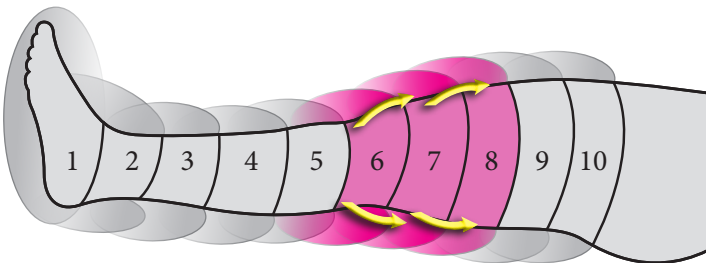


medi[®] pcs genius

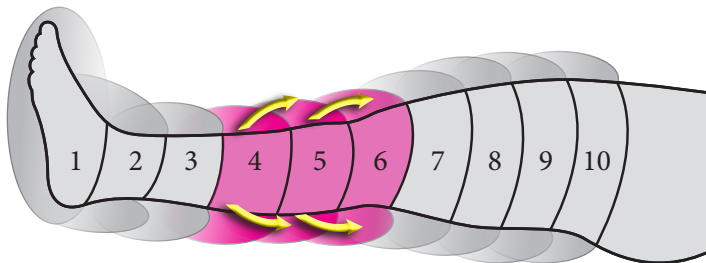
Pre-Treatment - Decongest Mode



Sequence 1



Sequence 2



Sequence 3

Decongestion Mode: This is the default pretreatment setting that clears proximal pathways in preparation for fluid movement from distal area. This is an optional mode that can be turned off.



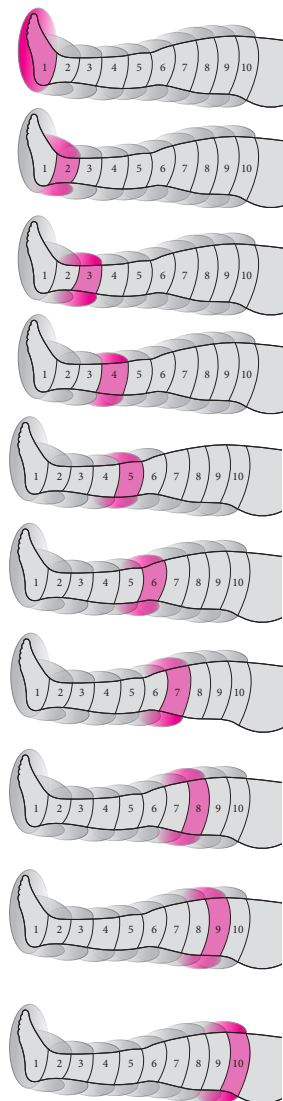
Visit here
for videos!



Primary treatment modes

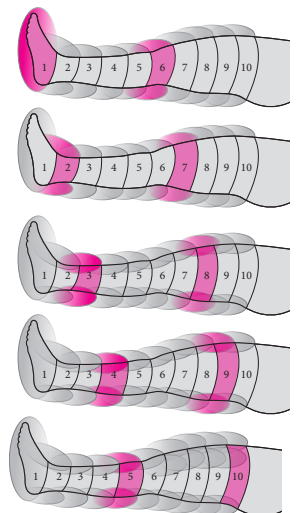
Peristaltic Single

Wave (Default setting)
Inflates and deflates a single chamber moving distal to proximal.



Peristaltic Dual Wave

Inflates and deflates a leading and trailing chamber simultaneously forming two pressure waves moving distal to proximal.



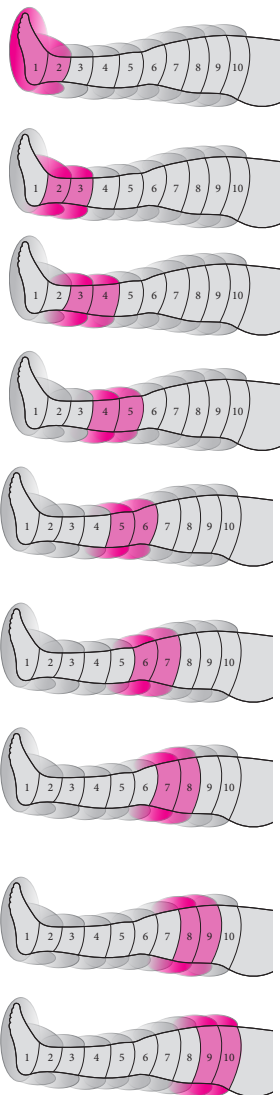
Visit here
for videos!

medi[®] pcs genius

Primary treatment modes

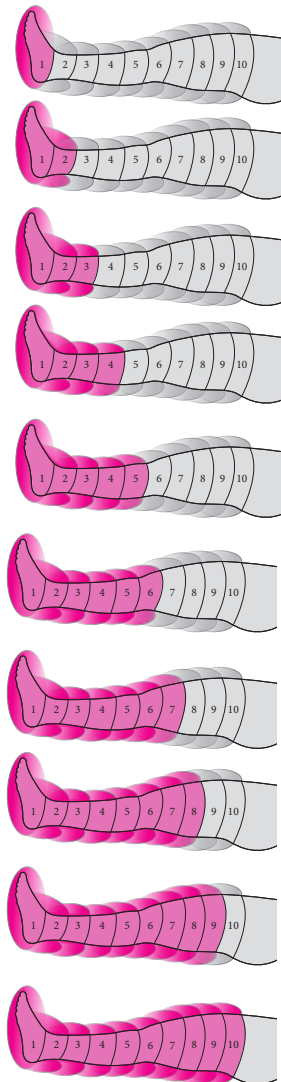
Peristaltic Power Wave

Inflates and deflates an adjacent leading and trailing chamber simultaneously forming a wide pressure wave moving distal to proximal.

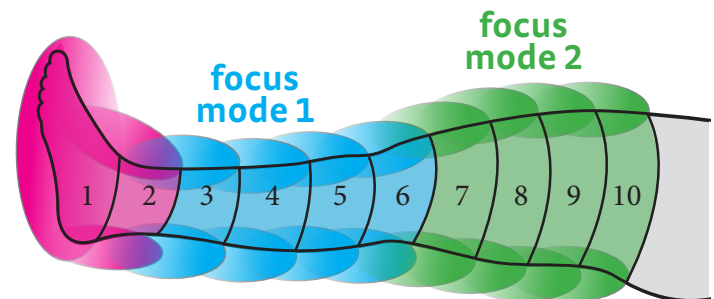


Sequential

Inflates each chamber starting distally and moving proximal until the last active chamber is inflated, then all chambers vent simultaneously.



Supplemental Treatments: Focus Mode



Focus mode

Allows a 4-chamber zone therapy cycle in 1 or 2 independently programmed target areas. Focus cycles can be run between standard treatment cycles, continuously, or at the end of treatment.



Visit here
for videos!



Pressure Control Unit (PCU) is sturdy & easy to transport.

brio

Making advanced features available to all therapies

The medi pcs brio checks all the boxes when selecting pneumatic compression therapy for treatment of lymphedema and venous conditions.

Indications:

- Lymphedema
- Venous stasis ulcers
- Venous insufficiency
- Peripheral edema

Features & benefits:



Self-learning **Fill-to-Fit** technology automatically adjusts to limb size during each therapy session.



Create **individualized treatment** programs to meet patient needs.



Overlapping Chambers apply consistent, gradient compression to reduce the potential for window edema.



Full-color touchscreen can be programed in four languages (English, Spanish, French and Portuguese)



Patient Safety lock prevents mis-programming.



brio specifications

Pressure Range:	20-80 mmHg
Step Value:	1 mmHg increments
Avg. Cycles/Hour:	90
Inflation Time:	3-5 seconds per chamber
Deflation Time:	10 seconds per cycle
Cycle Time:	33-46 seconds
Therapy Time:	10-180 minutes
Safety Lock:	Yes
Therapy Method:	Unilateral or bilateral
No. of Chambers:	6 or 8 per garment
Dimensions:	13" x 8.75" x 4.5"
Weight:	6.5 lbs


Create Individualized Treatments

Customize compression step value, gradient pressure and treatment time.



Overlapping Chambers

Apply consistent gradient compression and reduce the potential for window edema.



Full-color Touchscreen

Easy to use, with four language options.



Patient Safety

Lock settings that can be activated before patient use.



Fill-to-Fit Technology

Self-learning Fill-to-Fit technology automatically adjusts to limb size during therapy.



Understanding Fill-to-Fit

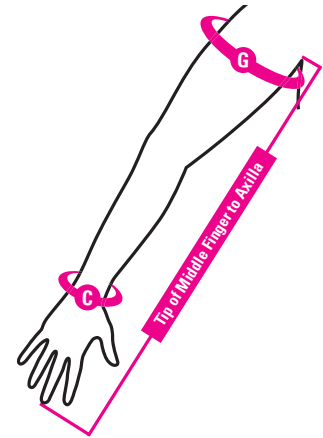
genius and brio are embedded with a self-learning technology called Fill-to-Fit. This enables brio to assess and adjust to the user's limb size during each therapy session. This means that the garments apply accurate compression regardless of changes in limb size.

pcs genius and brio garment sizing

Arm: HCPCS: E0668*

Sizing Chart: Use to select the appropriate garment based on body measurements. All measurements in cm.

Size	8 Chamber Item #	10 Chamber Item #	Arm Length	Circumferences	
				Wrist (C)	Axilla (G)
Short	CSAR085M22	CSAR105M22	50-57	14-42	21-57
Regular	CSAR085M26	CSAR105M26	58-66		
Long	CSAR085M29	CSAR105M29	66-74		

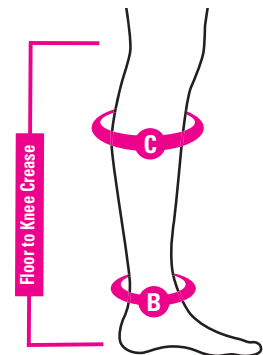


Arm Garment Sizing Measurements

Lower Leg: HCPCS: E0669*

Sizing Chart: Use to select the appropriate garment based on body measurements. All measurements in cm.

Size	6 Chamber Item #	Leg Length	Circumferences	
			Ankle (B)	Calf (C)
Regular	CSLL065S17	34-43	18-56	24-61
Long	CSLL065S20	43-51		

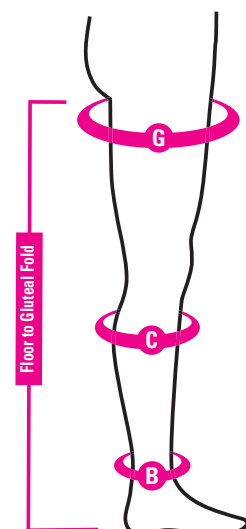


Lower Leg Sizing Measurements

Whole Leg: HCPCS: E0667*

Sizing Chart: Use to select the appropriate garment based on body measurements. All measurements in cm.

Size	8 Chamber Item #	10 Chamber Item #	Leg Length	Circumferences		
				Ankle (B)	Calf (C)	Thigh (G)
Small-Short	CSWL085S28	CSWL105S28	64-70	18-56	24-61	41-79
Small-Regular	CSWL085S31	CSWL105S31	71-77			
Small-Long	CSWL085S34	CSWL105S34	78-85			
Medium-Short	CSWL085M28	CSWL105M28	64-70	36-74	39-76	52-89
Medium-Regular	CSWL085M31	CSWL105M31	71-77			
Medium-Long	CSWL085M34	CSWL105M34	78-85			
Large-Short	CSWL085L28	CSWL105L28	64-70	48-85	51-88	61-98
Large-Regular	CSWL085L31	CSWL105L31	71-77			
Large-Long	CSWL085L34	CSWL105L34	78-85			



Whole Leg Sizing Measurements

*All listed codes are recommendations only. The responsibility for accurate coding lies with the facility that selects the product, fits the patient and bills for the service.

pcs genius and brio devices



Item #	Description	HCPCS: code*
PCS15U1	medi pcs brio pneumatic compression pump	E0651

Item #	Description	HCPCS: code*
PCS25U1	medi pcs genius pneumatic compression pump	E0652

*All listed codes are recommendations only. The responsibility for accurate coding lies with the facility that selects the product, fits the patient and bills for the service.

The medi treatment process for lymphedema and chronic venous diseases

The medi pcs products form a base in the continuity of care



medi pcs genius & brio



medi USA
6481 Franz Warner Pkwy
Whitsett, NC 27377
T 800-633-6334
F 888-570-4554
info@mediusa.com
mediusa.com