



medi

circaid[®] profile



Lymphedema maintenance simplified

medi. I feel better.



Who is medi?

medi® is committed to helping people all around the world live a more independent, productive and satisfying life while managing circulatory, lymphatic and ambulatory issues. medi takes its position as a global leader in medical compression and orthopedics seriously by investing in research, education and innovation by providing the latest technologies and enabling our patients to not only manage their challenges, but to enjoy life to its fullest.

“I feel better” is a statement of our commitment to our customers, clinicians and patients to deliver upon our promises of unparalleled service, educational support and healthy outcomes in the clinical segments we participate.

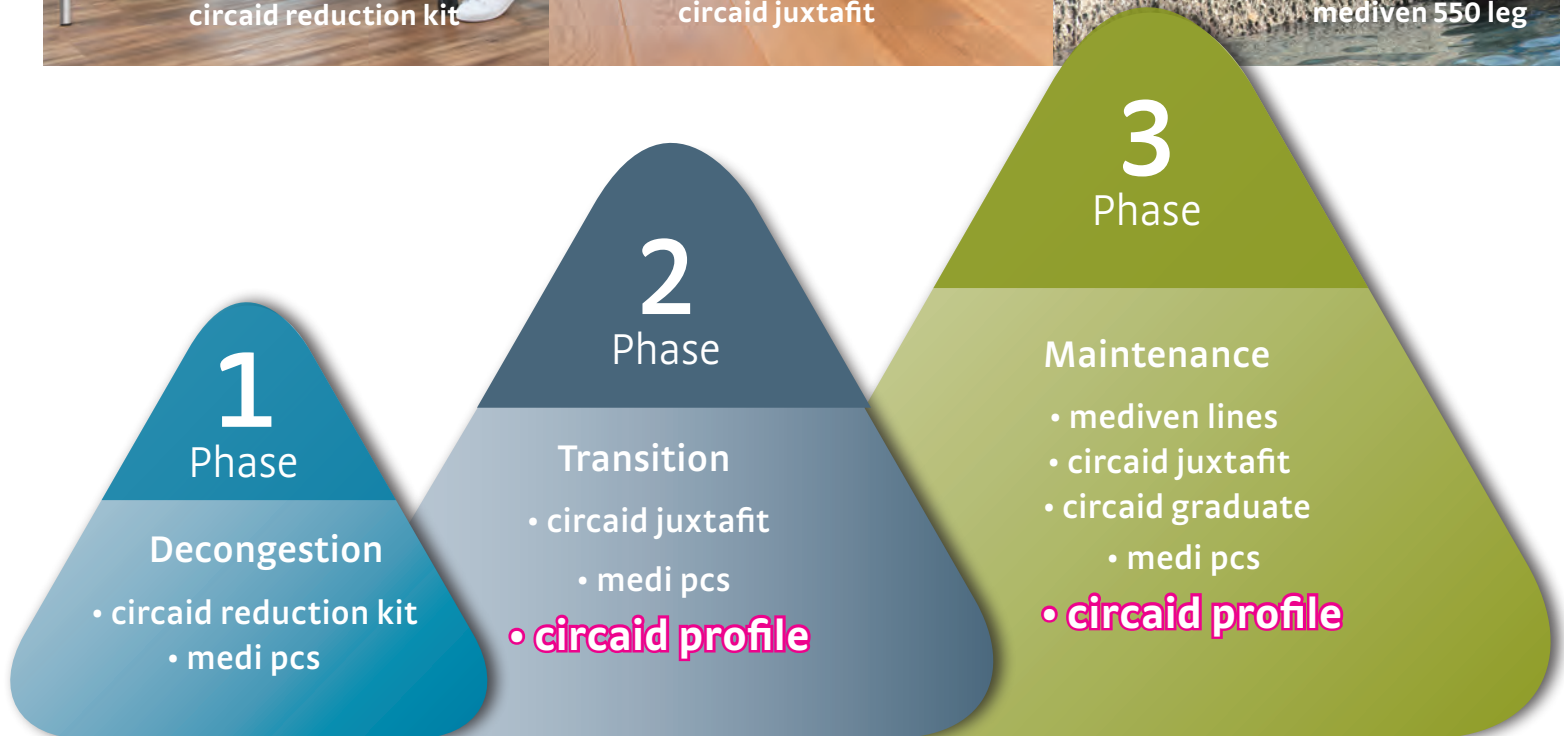


circaid[®]: Inspired by nature

The idea and development of circaid products is founded upon the giraffe. The founder, Frank Shaw, created the first inelastic compression device based upon the anatomy of the giraffe leg.

In contrast to humans, giraffe skin does not expand on the legs. The tissue pressure of giraffes is naturally increased, promoting lymphatic and venous flow. Giraffes thus have permanent, natural compression.

How does the circaid profile fit into the lymphedema therapy concept?



Measurable. Adjustable. Compliant.



circaid[®] profile

The circaid profile is a foam sleeve designed for patient use at night or for those with sensitivity issues. Made from first-use foam and **brrr[°]** cooling fabric, the circaid profile allows patients comfortable lymphedema management from home. The circaid profile has a full assortment of colors and sizes in both ready-to-wear and custom-made options for upper extremity solutions.



brrr[°] technology has three unique cooling effects that combine to immediately and continually reduce the temperature of the skin. More specifically, our Triple Chill Effect combines the power of cooling minerals, active wicking, and rapid drying to enhance dryness and comfort while also working to reduce temperature.



brrr[°] cooling minerals



brrr[°] rapid drying



brrr[°] active wicking

circaid profile – the technology inside




Engineered Foam

Engineered Foam
creates massaging effect and promotes airflow



EZ-on Tabs

EZ-on Tabs
included for effortless donning



Anatomic Fit

Anatomic Fit
Lateral rise extends on upper arm for full coverage *



Contoured Hand

Contoured Hand
allows fingers to move freely*



Anchor System

profile Anchor System
keeps oversleeve in place



1st use Foam

1st use Foam
first consumer for hygienic confidence

* profile arm only



circaid profile – unmatched features & benefits

Unique features	Clear advantages	Included in ready-to-wear	Included in custom-made
energy oversleeve	added compression layer for maximum effect	✓	✓
brrr [®] fabric	proven to keep you cooler	✓	✓
EZ-on tabs	effortless donning	✓	✓
profile anchor system	keeps oversleeve in place	✓	✓
anatomic fit	lateral rise and contoured hand*	✓	✓
engineered foam	creates massaging effect, promotes airflow	✓	✓
1st use foam	for hygienic confidence	✓	✓
New You! guarantee	within 1 year, free reduction		✓
high energy oversleeve	higher compression option		optional
fused EZ-on system	easily apply sleeve and oversleeve together		optional
foam finger zones *	individual foam finger compression		optional
split sleeve*	simple hand access		optional
EZ-open panel	eases donning on full leg style		optional

* available in arm style only



circaid[®] profile

ready-to-wear arm options

- Energy oversleeve is available in four color choices.
- Offers the widest ready-to-wear size ranges in the market with 16 sizes and 2 lengths.
- For easy ordering, uses same size chart as mediven[®] harmony and comfort arm sleeves.

Available Colors

Item	Description	MIDNIGHT	GREY	MAGENTA	BLUE GIRAFFE	Size
		5	2	M	3	
CFAK11	Arm sleeve with Energy Oversleeve	•	•	•	•	II-IX
CFAK21	Arm sleeve with Energy Oversleeve Extra Wide	•	•	•	•	III-IX
CFAK12	Arm sleeve with Energy Oversleeve Long	•	•	•	•	II-IX
CFAK22	Arm sleeve with Energy Oversleeve Long Extra Wide	•	•	•	•	III-IX

Available Colors

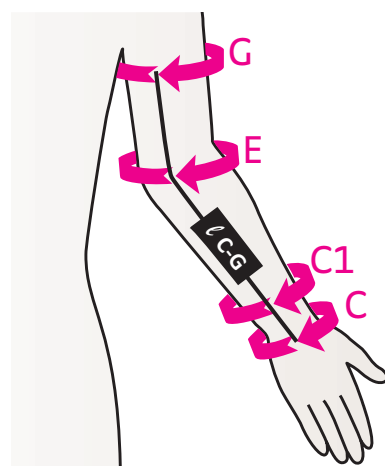
Item	Description	MIDNIGHT	GREY	MAGENTA	BLUE GIRAFFE	Size
		5	2	M	3	
CFAS11	Energy Oversleeve	•	•	•	•	II-IX
CFAS21	Energy Oversleeve Extra Wide	•	•	•	•	III-IX
CFAS12	Energy Oversleeve Long	•	•	•	•	II-IX
CFAS22	Energy Oversleeve Extra Wide Long	•	•	•	•	III-IX

Standard circaid profile measuring chart






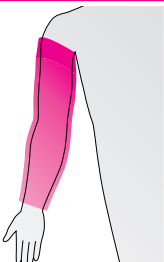

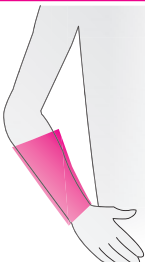


circum. (cm)	2	3	4	5	6	7	8	9
"G" standard	27.5–31	29.5–33.5	31.5–36	33–37.5	35.5–40.5	37.5–42.5	40–45.5	43–49
"E" standard	24–27	25.5–29	27–31	28.5–32.5	30–34.5	32–36.5	34.5–39.5	38–43
"C1"	16–18.5	17.5–20	19–22	20.5–24	22.5–26	24.5–28.5	27–31	28–32
"C"	14–16	15.5–18	17–20	18.5–21.5	20–23.5	22–25.5	24.5–28.5	25–29
Arm length/Longitud del brazo/Longueur de bras: (ℓC-G:) Regular: <48 cm Long: >48 cm								

Extra Wide circaid profile measuring chart

circum. (cm)	2	3	4	5	6	7	8	9
"G" extra-wide	N/A	32.5–36.5	34.5–39.5	36.5–41.5	39–44	41–46.5	44.5–50.5	48–54
"E" extra-wide	N/A	28–31.5	29.5–34	31–35.5	33–37.5	35–40	38–43	41–46
"C1"	N/A	17.5–20	19–22	20.5–24	22.5–26	24.5–28.5	27–31	28–32
"C"	N/A	15.5–18	17–20	18.5–21.5	20–23.5	22–25.5	24.5–28.5	25–29
Arm length/Longitud del brazo/Longueur de bras: (ℓC-G:) Regular: <48 cm Long: >48 cm								



Custom circaid profile availability – upper extremity

Available styles				
 A-G (default)	 A -C1	 A -D	 A- E	 A -F
 C- G	 C- C1	 C -D	 C- E	 C- F

Additional Options:



No thumb



Fused EZ-on system to easily apply sleeve and oversleeve together. Comes standard with High-energy oversleeve option.



High-energy oversleeve the higher compression option adding an additional 5 mmHg of compression. Includes the Fused EZ-on system.



No lateral rise



Foam finger zones for individual finger compression.



Split sleeve design features simple hand access via the removable hand feature.

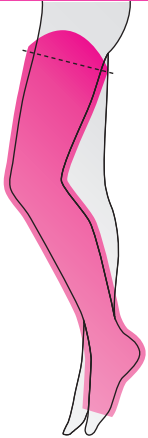
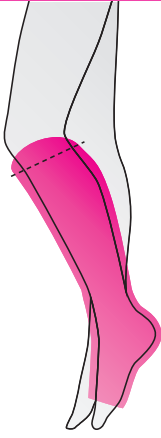
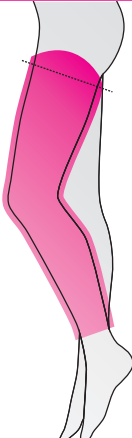
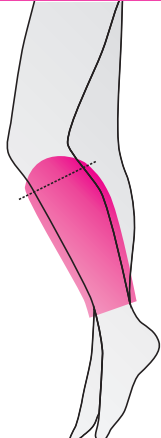


- Energy oversleeve is available in four color choices.
- Offers the widest ready-to-wear size ranges in the market with 16 sizes and 3 lengths.
- For easy ordering, uses same size chart as mediven plus.

circaid profile leg

Circumference	II	III	IV	V	VI	VII	VIII	IX
C EXTRA-WIDE CALF	N/A	15¾"-18" 40-46 cm	17"-19½" 43-50 cm	18"-21" 46-54 cm	19¼"-22¾" 49-59 cm	20½"-24½" 52-62 cm	21½"-25½" 55-65 cm	22¾"-26¼" 58-68 cm
C CALF	11"-15½" 28-37 cm	11¾"-15¼" 30-40 cm	12½"-17" 32-43 cm	13¼"-18" 34-46 cm	14¼"-19¼" 36-49 cm	15"-20½" 38-52 cm	16"-21½" 41-55 cm	17¼"-22¾" 44-58 cm
B ANKLE	7½"-8¼" 19-21 cm	8½"-9¼" 21.5-23.5 cm	9½"-10¼" 24-26 cm	10½"-11¼" 26.5-28.5 cm	11½"-12½" 29-32 cm	12¼"-13¾" 32.5-35 cm	14"-15¼" 35.5-39 cm	15½"-17" 39.5-43 cm
LEG LENGTH	f floor - D CALF ▶ SHORT < 16" (41cm), REGULAR 16"-18.5" (41-47 cm), LONG > 18.5" (47cm)							

Custom circaid profile availability – lower extremity

Available styles				
				<p>Most common length options shown in chart, custom garments can be made starting and ending at any landmark.</p>
A-G (full leg)	AD (calf)	CG (ankle to thigh - no foot)	CD (ankle to calf - no foot)	

Additional Options:



Non-skid pad on sole



Fused EZ-on system to easily apply sleeve and oversleeve together.



High-energy oversleeve the higher compression option adding an additional 5 mmHg of compression.



No lateral rise



Extended foot to end of toes



EZ-open panel for ease of donning .



The *New You!* Guarantee

A custom fit is ever changing because patients are ever changing. To support our patients who have reduced in size, we offer a one-time, FREE reduction alteration to celebrate the new you and make sure your custom garment fits true to you – the *New You!*



