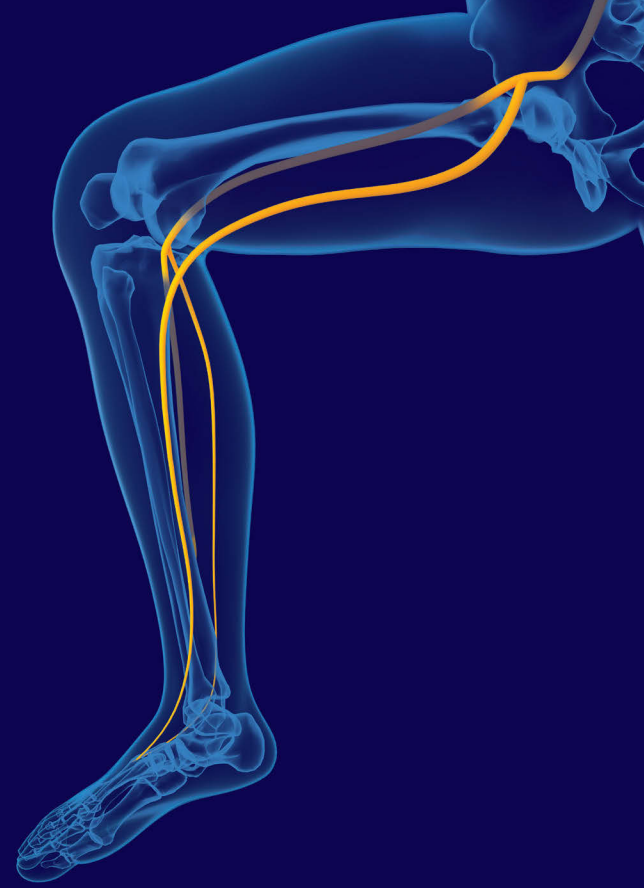


Medtronic

VenaSeal™ closure system

Reach new lengths



Treat more diseased vein.
Maximize your impact.



Maximize:

- Length of treated vein
- Patient comfort and recovery
- Efficiencies

Maximize length of treated vein.

- Access the most distal point of reflux with no risk of thermal nerve injury.¹
- A moderate correlation was demonstrated between diseased vessel treatment length and symptom improvement.^{†2}
- VenaSeal closure system allows more distal access to the target vein, which may lead to shorter healing time for leg ulcers compared to radiofrequency ablation.³
- Physicians observed a decreased time to wound healing with VenaSeal closure system compared to radiofrequency ablation.³

Maximize patient comfort and recovery.

- Minimized pain, tenderness, and ecchymosis compared to endothermal ablation.⁴
- Rapid return to work and normal activities.⁵
- No post-procedure compression stockings.^{‡6,7}

[†]Demonstrated in C2-C4 patients.

[‡]Some patients may benefit from the use of compression stockings post-procedure.

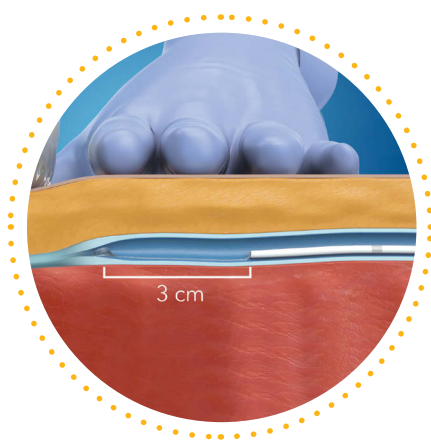
Great outcomes.

- 94.6% vein closure at five years.⁹
- 0 DVT (deep vein thrombosis).⁹
- 0 PE (pulmonary embolism).⁹
- Significant improvements in quality of life.¹⁰

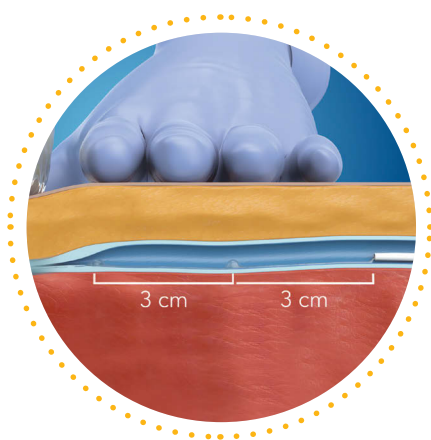
Maximize efficiencies.

- More predictable workflow than endothermal therapies with fewer unplanned visits.⁸
- Simple, segmental procedure.¹
- Single, double, and triple segment treatment options.

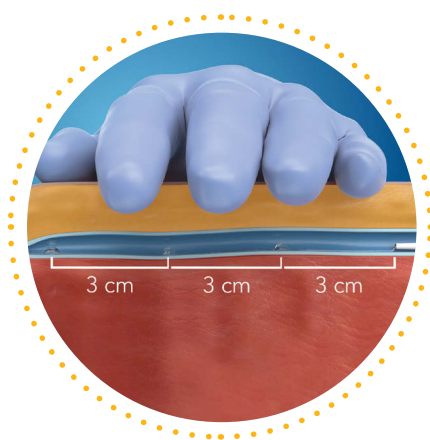
Single segment treatment



Double segment treatment



Triple segment treatment



Treat more diseased vein with VenaSeal closure system and maximize your impact.

Learn how:
[Medtronic.com/VenaSeal](https://www.Medtronic.com/VenaSeal)



References

- ¹ Morrison N, Gibson K, McEnroe S, et al. Randomized trial comparing cyanoacrylate embolization and radiofrequency ablation for incompetent great saphenous veins (VeClose). *J Vasc Surg*. April 2015;61(4):985-994.
- ² Attaran R, Bhalla A, Mena-Hurtado C, et al. Correlation between great saphenous length of treatment zone and diameter with improvement in symptoms after ablation. *J Vasc Surg Venous Lymphat Disord*. November 2021;9(6):1443-1450.
- ³ O'Banion LA, Reynolds K, Kochubey M, et al. A comparison of cyanoacrylate glue and radiofrequency ablation techniques in the treatment of superficial venous reflux in CEAP 6 patients. *J Vasc Surg Venous Lymphat Disord*. September 2021;9(5):1215-1221.
- ⁴ Proebstle TM, Alm BJ, Gockeritz O, et al. Five-year results from the prospective European multicentre cohort study on radiofrequency segmental thermal ablation for incompetent great saphenous veins. *Br J Surg*. February 2015;102(3):212-218.
- ⁵ Gibson K, Ferris B. Cyanoacrylate closure of incompetent great, small and accessory saphenous veins without the use of post-procedure compression: Initial outcomes of a post-market evaluation of the VenaSeal System (the WAVES Study). *Vascular*. April 2017;25(2):149-156.
- ⁶ Proebstle T, Alm J, Dimitri S, et al. Three-year follow-up results of the prospective European Multicenter Cohort Study on Cyanoacrylate Embolization for treatment of refluxing great saphenous veins. *J Vasc Surg Venous Lymphat Disord*. March 2021;9(2):329-334.
- ⁷ Almeida JI, Javier JJ, Mackay EG, Bautista C, Cher DJ, Proebstle TM. Thirty-sixth-month follow-up of first-in-human use of cyanoacrylate adhesive for treatment of saphenous vein incompetence. *J Vasc Surg Venous Lymphat Disord*. September 2017;5(5):658-666.
- ⁸ Gibson K, Glorieux K. VenaSeal versus Ablation with Endothermal Laser or Radiofrequency for Saphenous Vein Incompetence: a Comparison of Utilization of Adjunctive Phlebectomy (VenaSeal Value). Presented at AVLS 2019. Abstract available at: <https://journals.sagepub.com/doi/full/10.1177/0268355519893876>. Accessed November 5, 2021.
- ⁹ Morrison N, Gibson K, Vasquez M, Weiss R, Jones A. Five-year extension study of patients from a randomized clinical trial (VeClose) comparing cyanoacrylate closure versus radiofrequency ablation for the treatment of incompetent great saphenous veins. *J Vasc Surg Venous Lymphat Disord*. November 2020;8(6):978-989.
- ¹⁰ Morrison N, Gibson K, Vasquez M, et al. VeClose trial 12-month outcomes of cyanoacrylate closure versus radiofrequency ablation for incompetent great saphenous veins. *J Vasc Surg*. May 2017;5(3):321-330.

Brief Statement

VenaSeal™ Closure System

Intended Use/Indications: The VenaSeal™ closure system (VenaSeal system) is indicated for use in the permanent closure of lower extremity superficial truncal veins, such as the great saphenous vein (GSV), through endovascular embolization with coaptation. The VenaSeal system is intended for use in adults with clinically symptomatic venous reflux as diagnosed by duplex ultrasound (DUS).

Contraindications: Separate use of the individual components of the VenaSeal closure system is contraindicated. These components must be used as a system. The use of the VenaSeal system is contraindicated when any of the following conditions exist: previous hypersensitivity reactions to the VenaSeal adhesive or cyanoacrylates, acute superficial thrombophlebitis, thrombophlebitis migrans, acute sepsis.

Potential Adverse Effects of the Device on Health: The potential adverse effects (e.g., complications) associated with the use of the VenaSeal system include, but are not limited to, adverse reactions to a foreign body (including, but not limited to, nonspecific mild inflammation of the cutaneous and subcutaneous tissue), arteriovenous fistula, bleeding from the access site, deep vein thrombosis (DVT), edema in the treated leg, embolization, including pulmonary embolism (PE), hematoma, hyperpigmentation, hypersensitivity or allergic reactions to cyanoacrylates, such as urticaria, shortness of breath, and anaphylactic shock, infection at the access site, pain, paresthesia, phlebitis, superficial thrombophlebitis, urticaria, erythema, or ulceration may occur at the injection site, vascular rupture and perforation, visible scarring.

Warnings, precautions, and instructions for use can be found in the product labeling at manuals.medtronic.com.

CAUTION: Federal (USA) law restricts this device to sale by or on the order of a physician.

medtronic.com/venaseal

UC202207981 EN ©2021 Medtronic. Medtronic, Medtronic logo, and Engineering the extraordinary are trademarks of Medtronic. All other brands are trademarks of a Medtronic company. For distribution in the USA only. 12/2021

Medtronic