



# DAVID L. LAWRENCE CONVENTION CENTER



1000 FORT DUQUESNE BLVD. PITTSBURGH, PA 15222 • 412.565.6000 • [WWW.PITTSBURGHCC.COM](http://WWW.PITTSBURGHCC.COM)



# FROM STEEL TO SUSTAINABLE

In 2003, the David L. Lawrence Convention Center became the first LEED<sup>®</sup> Gold Certified convention center in new construction. In 2012, the DLCC earned the LEED<sup>®</sup> Platinum Certification for Existing Buildings: Operations and Management making it the first convention center to have multiple LEED certifications. Located along the beautiful Allegheny River in downtown Pittsburgh, PA, the DLCC combines breathtaking views, environmentally-friendly features and a skilled staff to deliver exceptional experiences.

This 1.5 million square foot work of art hosts annual conventions, public shows, sporting events, celebrity galas and prestigious gatherings including the 2009 G-20 Summit of World's Leaders. We aim to set the highest standards in efficiency, technology and service.

On behalf of the entire SMG staff, we'd like to welcome you, and we look forward to hosting you at the David L. Lawrence Convention Center.



# DAVID L. LAWRENCE CONVENTION CENTER

## LEVEL ONE

### Floor Plan Key

















- ENTRANCE
-  ESCALATOR
-  STAIRS
-  EMERGENCY EXIT
-  SERVICE ELEVATOR
- ... ROLL DOORS
- GLASS DOORS
-  PERMANENT ART
- COMPLIMENTARY WHEEL CHAIRS
-  ACCESSIBLE PARKING
-  ELECTRIC VEHICLE CHARGING STATION
-  ELEVATORS
-  RESTROOMS
-  CONCESSIONS
-  AUTOMATED TELLER
-  WATER FOUNTAIN
-  FIRST AID
-  AED
-  TAXI
-  ACCESSIBLE DOOR ENTRY

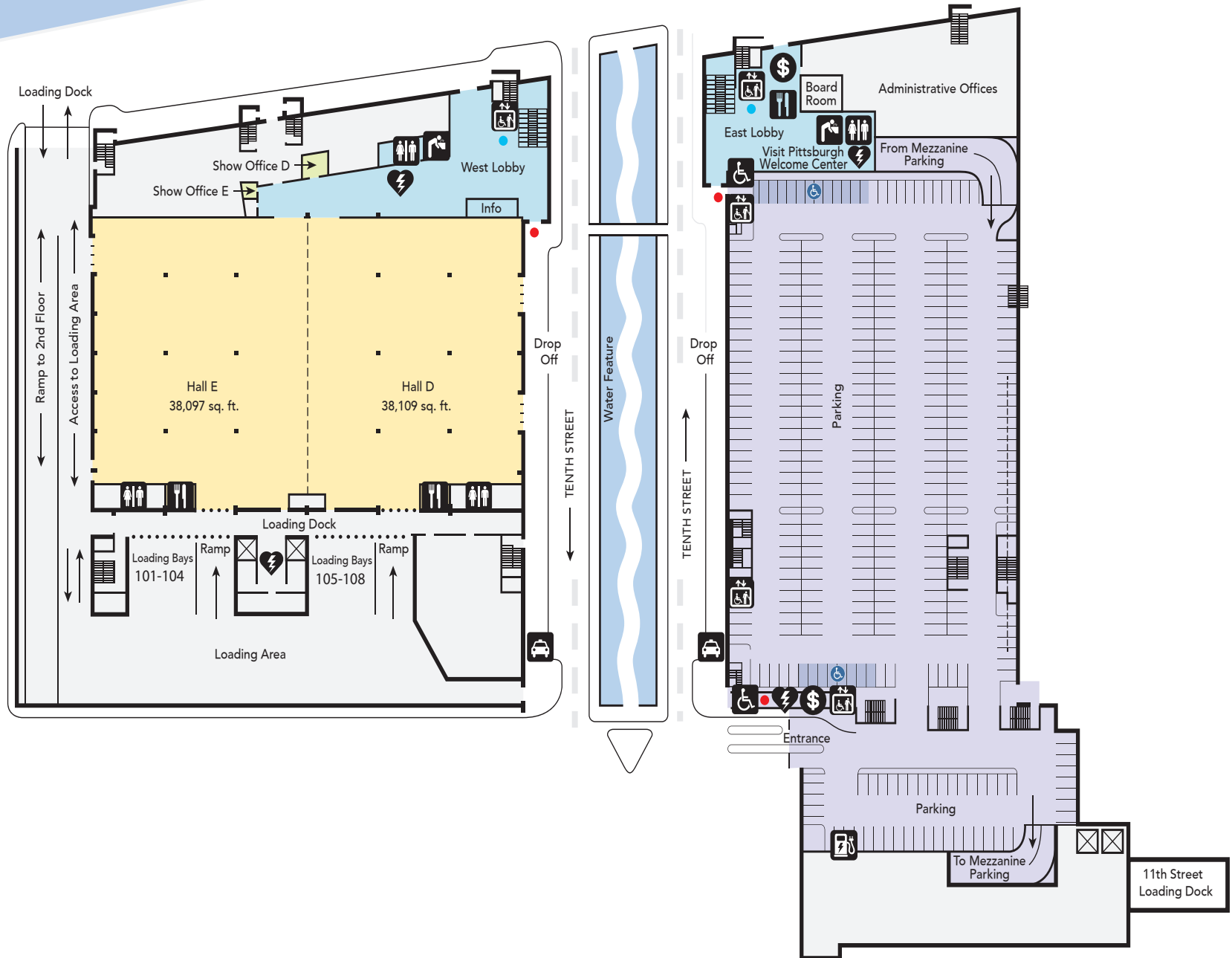
EXHIBIT HALL	CERTIFIED SQUARE FOOTAGE	CERTIFIED DIMENSIONS (L X W)	10' X 10' BOOTHS	SEATING STYLE			CEILING HEIGHT
				THEATER	CLASSROOM	BANQUET	
Hall D	38,109	222' x 180'	180	3,318	1,618	2,280	19'
Hall E	38,097	222' x 180'	180	3,318	1,618	2,280	19'
Halls D/E	76,206	222' x 360'	363	6,556	3,152	4,560	19'



PUBLIC SPACES	SQUARE FOOTAGE
West Lobby	10,457
Show Office D	315
Show Office E	240

**NOTE:** Theater and classroom seating style assumes a 12' x 24' stage and front screen projection. Banquet style does not assume a stage.

*The David L. Lawrence Convention Center boasts many sustainable features including a natural ventilation system, a water reclamation & reuse system, and numerous energy efficient upgrades.*



# DAVID L. LAWRENCE CONVENTION CENTER

## LEVEL TWO

EXHIBIT HALL	CERTIFIED DIMENSIONS (L X W)	USABLE SQUARE FOOTAGE	USABLE DIMENSIONS (L X W)	10' X 10' BOOTHS	SEATING STYLE			LOWEST CEILING HEIGHT	HIGHEST CEILING HEIGHT	PUBLIC SPACES	SQUARE FOOTAGE
					THEATER	CLASSROOM	BANQUET				
Hall A	356' x 358'	109,000	339' x 256' 269' x 356'	541	9,770	4,110	6,660	16'	125'	Concourse A	20,137
Hall B	316' x 300'	82,450	269' x 300' 252' x 300'	400	8,100	3,380	5,020	19'7"	125'	Concourse B	23,930
Hall C	290' x 178'	45,100	252' x 178' 228' x 178'	212	4,356	1,790	2,660	19'7"	125'	Concourse C	9,695
Halls A / B	356' x 658'	191,500	339' x 658' 252' x 658'	974	16,920	6,814	10,400	16'	125'	Show Office A	598
Halls B / C	316' x 478'	127,600	269' x 478' 228' x 478'	604	11,740	4,930	7,350	19'7"	125'	Show Office B	572
Halls A / B / C	356' x 836'	236,900	339' x 836' 228' x 836'	1,187	20,574	8,656	12,930	16'	125'	Show Office C	380

NOTE: Theater and classroom seating style assumes a 12' x 24' stage and front screen projection. Banquet style does not assume a stage.

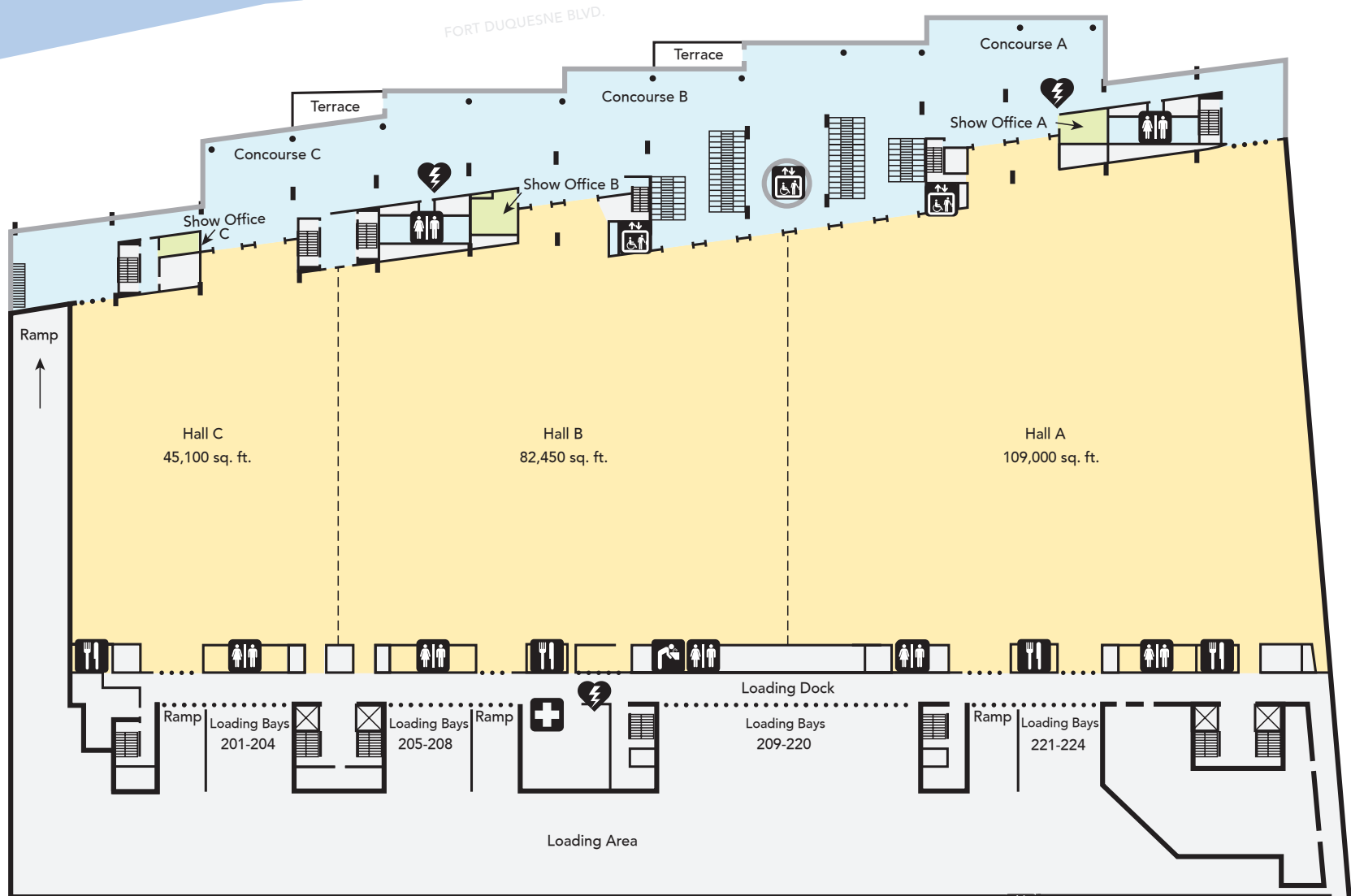
### OUR PARTNERS



*Simply by selecting the David L. Lawrence Convention Center, you are committing to a more sustainable future. The DLCC prioritizes indoor environmental quality to provide a world-class space for your event and your attendees.*

ALLEGHENY RIVER

LEVEL TWO



# DAVID L. LAWRENCE CONVENTION CENTER

## LEVEL THREE

MEETING ROOMS (CITY VIEW)	CERTIFIED SQUARE FOOTAGE	CERTIFIED DIMENSIONS (L X W)	SEATING STYLE			CEILING HEIGHT
			THEATER	CLASSROOM	BANQUET	
301	1,566	53' x 29'	170	70	80	14'
302	1,594	53' x 30'	170	70	80	14'
303	1,579	53' x 29'	170	70	80	14'
304	1,589	53' x 30'	170	70	80	14'
305	1,565	53' x 29'	170	70	80	14'
301 / 302	3,159	53' x 59'	330	144	180	14'
302 / 303	3,173	53' x 59'	330	144	180	14'
303 / 304	3,169	53' x 59'	330	144	180	14'
304 / 305	3,154	53' x 59'	330	144	180	14'
301 / 302 / 303	4,738	53' x 89'	506	206	300	14'
302 / 303 / 304	4,738	53' x 89'	506	206	300	14'
303 / 304 / 305	4,733	53' x 89'	506	206	300	14'
301 / 302 / 303 / 304	6,328	53' x 119'	664	262	400	14'
302 / 303 / 304 / 305	6,327	53' x 119'	664	262	400	14'
301 / 302 / 303 / 304 / 305	7,893	53' x 149'	856	346	520	14'
306	1,043	35' x 29'	109	40	50	14'
307	1,030	35' x 29'	109	40	50	14'
306 / 307	2,073	35' x 58'	206	80	100	14'
308	1,549	55' x 31'	146	63	80	14'
309	1,553	55' x 31'	161	63	80	14'
310	1,026	35' x 29'	103	40	50	14'
311	1,045	35' x 29'	103	40	50	14'
310 / 311	2,071	35' x 58'	204	80	100	14'
312	737	29' x 26'	64	23	40	14'
313	369	26' x 14'	25	12	20	14'
314	369	26' x 14'	25	12	20	14'
315	1,568	53' x 29'	170	70	80	14'
316	1,566	53' x 29'	170	70	80	14'
315 / 316	3,134	53' x 59'	360	144	180	14'
317	1,571	53' x 29'	170	70	80	14'
318	1,563	53' x 29'	170	70	80	14'
317 / 318	3,134	53' x 59'	360	144	180	14'
319	1,600	53' x 30'	170	70	80	14'
320	1,545	53' x 29'	170	70	80	14'
321	1,574	53' x 29'	170	70	80	14'
319 / 320	3,145	53' x 59'	360	144	180	14'
320 / 321	3,127	53' x 59'	360	144	180	14'
319 / 320 / 321	4,719	53' x 89'	544	206	300	14'
322	492	19' x 25'	43	15	30	14'

MEETING ROOMS (RIVER VIEW)	CERTIFIED SQUARE FOOTAGE	CERTIFIED DIMENSIONS (L X W)	SEATING STYLE			CEILING HEIGHT
			THEATER	CLASSROOM	BANQUET	
323	1,637	56' x 29'	170	70	80	12'
324	1,527	52' x 29'	170	70	80	12'
325	1,638	56' x 29'	170	70	80	12'
326	1,524	52' x 29'	170	70	80	12'
327	1,631	56' x 29'	170	70	80	12'
328	1,519	52' x 29'	170	70	80	12'
329	1,649	56' x 29'	170	70	80	12'
330	1,516	52' x 29'	170	70	80	12'
331	740	29' x 28'	61	23	40	12'
332	418	30' x 14'	25	12	20	12'
333	1,555	52' x 29'	140	70	80	12'
334	1,640	56' x 29'	140	70	80	12'
335	1,518	52' x 29'	140	70	80	12'
336	1,641	56' x 29'	140	70	80	12'
337	378	28' x 14'	25	12	20	12'
338	815	29' x 29'	64	23	40	12'

NOTE: Based on the size of the room, 12' x 8' riser is included.

### SPIRIT OF PITTSBURGH BALLROOM Presented by Dollar Bank

BALLROOMS	CERTIFIED SQUARE FOOTAGE	CERTIFIED DIMENSIONS (L X W)	USABLE SQUARE FOOTAGE	USABLE DIMENSIONS (L X W)	SEATING STYLE*			CEILING HEIGHT
					THEATER	CLASSROOM	BANQUET	
Ballroom I / II / III	33,058	165' x 218'	31,610	145' x 218'	3,433	1,514	2,160	32'
Ballroom I	16,244	165' x 106'	15,660	145' x 106'	1,604	712	1,080	32'
Ballroom II / III	16,814	165' x 111'	15,660	145' x 111'	1,604	712	1,080	32'
Ballroom II	8,299	81' x 111'	7,776	71' x 111'	846	365	540	32'
Ballroom III	8,515	83' x 111'	7,776	74' x 111'	846	365	540	32'

PUBLIC SPACES	SQUARE FOOTAGE
West Atrium	5,069
East Atrium	5,069
Allegheny Overlook	3,815
Regional Gallery	4,503
Ballroom Gallery	10,253

NOTE: Theater and classroom seating style assumes a 12' x 24' stage and front screen projection. Banquet style does not assume a stage.





# DAVID L. LAWRENCE CONVENTION CENTER

## LEVEL FOUR

MEETING ROOMS (CITY VIEW)	CERTIFIED SQUARE FOOTAGE	CERTIFIED DIMENSIONS (L X W)	SEATING STYLE			CEILING HEIGHT
			THEATER	CLASSROOM	BANQUET	
401	1,565	53' x 29'	140	70	80	14'
402	1,570	53' x 29'	140	70	80	14'
401 / 402	3,135	53' x 59'	286	144	180	14'
403	1,565	53' x 29'	140	70	80	14'
404	1,589	53' x 30'	140	70	80	14'
405	1,567	53' x 29'	140	70	80	14'
403 / 404	3,154	53' x 59'	286	144	180	14'
404 / 405	3,156	53' x 59'	286	144	180	14'
403 / 404 / 405	4,721	53' x 89'	434	206	300	14'
406	3,395	69' x 59'	250			14'
407	3,616	69' x 59'	250			14'
408	1,550	53' x 29'	140	70	80	14'
409	1,604	53' x 30'	140	70	80	14'
410	1,571	53' x 29'	140	70	80	14'
408 / 409	3,154	53' x 59'	286	144	180	14'
409 / 410	3,176	53' x 59'	286	144	180	14'
408 / 409 / 410	4,726	53' x 89'	434	206	300	14'
411	1,564	53' x 29'	140	70	80	14'
412	1,569	53' x 29'	140	70	80	14'
411 / 412	3,133	53' x 59'	286	144	180	14'
413	1,564	53' x 29'	140	70	80	14'
414	1,580	53' x 29'	140	70	80	14'
415	1,572	53' x 29'	140	70	80	14'
413 / 414	3,145	53' x 59'	286	144	180	14'
414 / 415	3,152	53' x 59'	286	144	180	14'
413 / 414 / 415	4,717	53' x 89'	434	206	300	14'
<b>PUBLIC SPACES</b>	<b>SQUARE FOOTAGE</b>					
Garrison Overlook	5,880					



*The David L. Lawrence Convention Center was designed to provide an optimal learning environment for our guests.*

---



---



---



---



---



---



---



---

NOTE: Based on size of the room, 12' x 8' riser is included.



